

RESIDENCE 2 BILTMORE (plan 1482)

Two-Story Home
3 Bedrooms, 2.5 Baths
Approx. 1,482 sq. ft.



Traditional | Scheme 1



Cottage | Scheme 4



Farmhouse | Scheme 7



Showing Traditional Plan

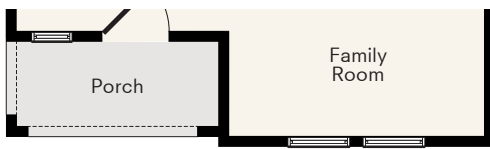


In a continuous effort to improve the quality of your home, we reserve the right to change features, prices, plans and specifications without notice. Dimensions and square feet are approximations only. All renderings are artist's conception and are for marketing purposes only. See your onsite sales associate for additional information. © 2024 Next Generation Capital, LLC. Revised 2024 03-29

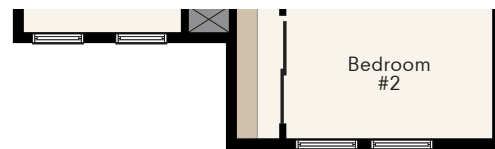
www.VentrisSac.com



Traditional Window Locations
First Floor



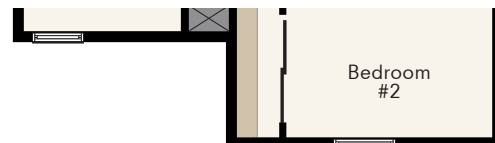
Traditional Window Locations
Second Floor



Cottage Window Locations
First Floor



Cottage Window Locations
Second Floor



Modern Farmhouse Window Locations
First Floor



Modern Farmhouse Window Locations
Second Floor

